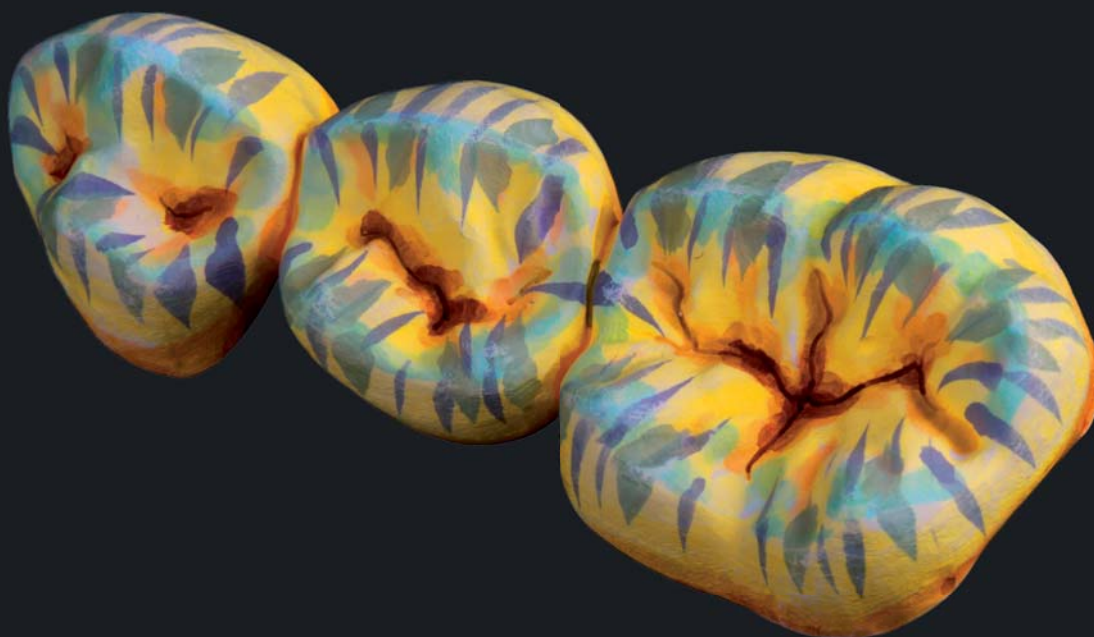


Instructions

Colouring of Zirconia with Colour Liquid Prettau® Aquarell

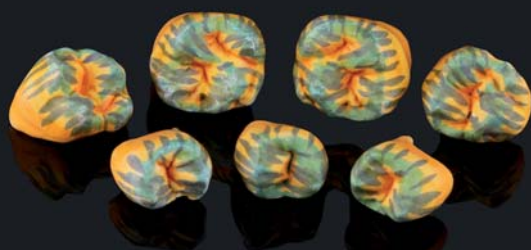


*coloured work before
the sintering process*

The range of Colour Liquid Prettau® Aquarell colours basically corresponds to the 16 colours covering the entire chromatic spectrum of the Vita shades. They are water-based and acid-free. For visual aid, these new liquids contain special burn-out bio-pigments which assist in realistic shade distribution and colour grading. Individual custom colouring of finer details such as mamelons, cervical or interproximal areas is considerably easier and can be performed with pinpoint precision.

During sintering the bio-pigments are burned out at 100% and the restoration looks extremely good in the desired tooth colour.

The use of Cervical and Intensive colours adds artistic perfection to the end result. Together with the new Colour Liquids Prettau® Aquarell a simplified brushing technique for acid-free colouring of pre-sintered Prettau® Zirconia has been developed.



finished colouring, before the sintering process



after the sintering process

Required equipment



Colour Liquid Prettau® Aquarell



Drying lamp



Metal-free brush for application of the Liquids



Sintering furnace



Paper napkin for brush drying

Instructions for storage and application

Store Colour Liquids Prettau® Aquarell in a cool and dark place. To obtain a homogeneous colour result, shake well before use. Before colouring the blanks, dip the brush entirely into the Colour Liquids and simply wipe excess drops from the edges. For colour changes, first clean brush thoroughly with water.



Instructions for colouring of a front tooth

Starting situation: milled tooth



Step	Colour Liquid	Colour application	labial	palatinal
1	A3 Prettau® Aquarell Colour Liquid			
2	A3 Prettau® Aquarell Colour Liquid			
3	A3 Prettau® Aquarell Colour Liquid			
4	Cervical A Aquarell Colour Liquid for Prettau®			
5	Incisal blue Aquarell Colour Liquid for Prettau®			
6	Incisal grey Aquarell Colour Liquid for Prettau®			
7	Incisal violet Aquarell Colour Liquid for Prettau®			
8	Orange 1 Aquarell Colour Liquid for Prettau®			

Drying: After the colouring process the works are placed - occlusal surface down - on the fireclay structure under the drying lamp and there coloured for between 20 - 40 minutes according to their dimensions. **Please note:** A longer drying time has no negative influence on the colouring.

Instructions for colouring of a posterior tooth

Starting situation: milled tooth



Step	Colour Liquid	Colour application	buccal	occlusal
1	A3 Prettau® Aquarell Colour Liquid	1x 2x 3x		
2	A3 Prettau® Aquarell Colour Liquid	1x 2x		
3	A3 Prettau® Aquarell Colour Liquid	1x		
4	Cervical A Aquarell Colour Liquid for Prettau®	1x 2x 3x buccal occlusal		
5	Incisal blue Aquarell Colour Liquid for Prettau®	1x - 2x		
6	Incisal grey Aquarell Colour Liquid for Prettau®	1x		
7	Incisal violet Aquarell Colour Liquid for Prettau®	1x		
8	Orange 1 Aquarell Colour Liquid for Prettau®	1x		
	Brown 2 Aquarell Colour Liquid for Prettau®	1x		

Drying: After the colouring process the works are placed - occlusal surface down - on the fireclay structure under the drying lamp and there coloured for between 20 - 40 minutes according to their dimensions. **Please note:** A longer drying time has no negative influence on the colouring.

The entire range of Colour Liquid Prettau® Aquarell comprises:



Colour Liquid Prettau® Aquarell A1-D4

Water-based with bio-pigments, for acid-free colouring of Prettau® Zirconia with brush technique

20 ml or 50 ml available in the set or separately



Colour Liquid Prettau® Aquarell Cervical A-D

Water-based, for acid-free colouring with bio-pigments for interdental and cervical areas and occlusal fissures

Available in 20 ml bottles, suitable for Prettau® Zirconia

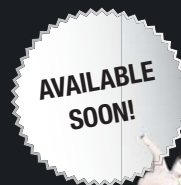


Colour Liquid Prettau® Aquarell Intensiv

suitable for Prettau® Zirconia

20 ml, available in the set or separately!

- **Colour Liquid Prettau® Aquarell Tissue A:** water-based, for acid-free colouring with bio-pigments for gingival areas (light pink)
- **Colour Liquid Prettau® Aquarell Tissue B:** water-based, for acid-free colouring with bio-pigments for gingival areas (pink)
- **Colour Liquid Prettau® Aquarell Tissue C:** water-based, for acid-free colouring with bio-pigments for gingival areas (violet pink)
- **Colour Liquid Prettau® Aquarell Incisal blue:** water-based, for acid-free colouring with bio-pigments for depth effect in the incisal area ("fish mouth") and transparent blue ledges
- **Colour Liquid Prettau® Aquarell Incisal grey:** water-based, for acid-free colouring with bio-pigments for transparent areas for lowering of grey tones
- **Colour Liquid Prettau® Aquarell Incisal violet:** water-based, for acid-free colouring with bio-pigments for incisal areas
- **Colour Liquid Prettau® Aquarell Orange 1:** water-based, for acid-free colouring with bio-pigments for occlusal fissures
- **Colour Liquid Prettau® Aquarell Brown 2:** water-based, for acid-free colouring with bio-pigments for occlusal fissures



Colour Liquid Aquarell Bio-Pigment

10 ml, available in the set or separately

- **Colour Liquid Aquarell Bio-Pigment A1-D4:** burn-out colour pigments for refreshing of Colour Liquid Prettau® Aquarell A1-D4
- **Colour Liquid Aquarell Bio-Pigment Tissue:** burn-out colour pigments for refreshing of Colour Liquid Prettau® Aquarell Tissue A-C
- **Colour Liquid Aquarell Bio-Pigment Orange:** burn-out colour pigments for refreshing of Colour Liquid Prettau® Aquarell and Colour Liquid Cervical A-D Prettau® Aquarell
- **Colour Liquid Aquarell Bio-Pigment Brown:** burn-out colour pigments for refreshing of Colour Liquid Prettau® Aquarell Brown 2
- **Colour Liquid Aquarell Bio-Pigment Grey:** burn-out colour pigments for refreshing of Colour Liquid Prettau® Aquarell Incisal grey
- **Colour Liquid Aquarell Bio-Pigment Violet:** burn-out colour pigments for refreshing of Colour Liquid Prettau® Aquarell Incisal violet
- **Colour Liquid Aquarell Bio-Pigment Blue:** burn-out colour pigments for refreshing of Colour Liquid Prettau® Aquarell Incisal blue



Colour Liquid Waterbased Thinner

Water-based, for diluting and brightening of all Colour Liquids Waterbased, Colour Liquid Prettau® Aquarell as well as Cervical- and Intensive Prettau® Aquarell shades

100 ml



Colour Liquid Waterbased Stabilizer

Water-based, for homogenization of all Colour Liquids Waterbased, Colour Liquids Prettau® Aquarell as well as Cervical- and Intensive Prettau® Aquarell shades and correction of dyeing results (addition of 5% stabilizer)

100 ml